






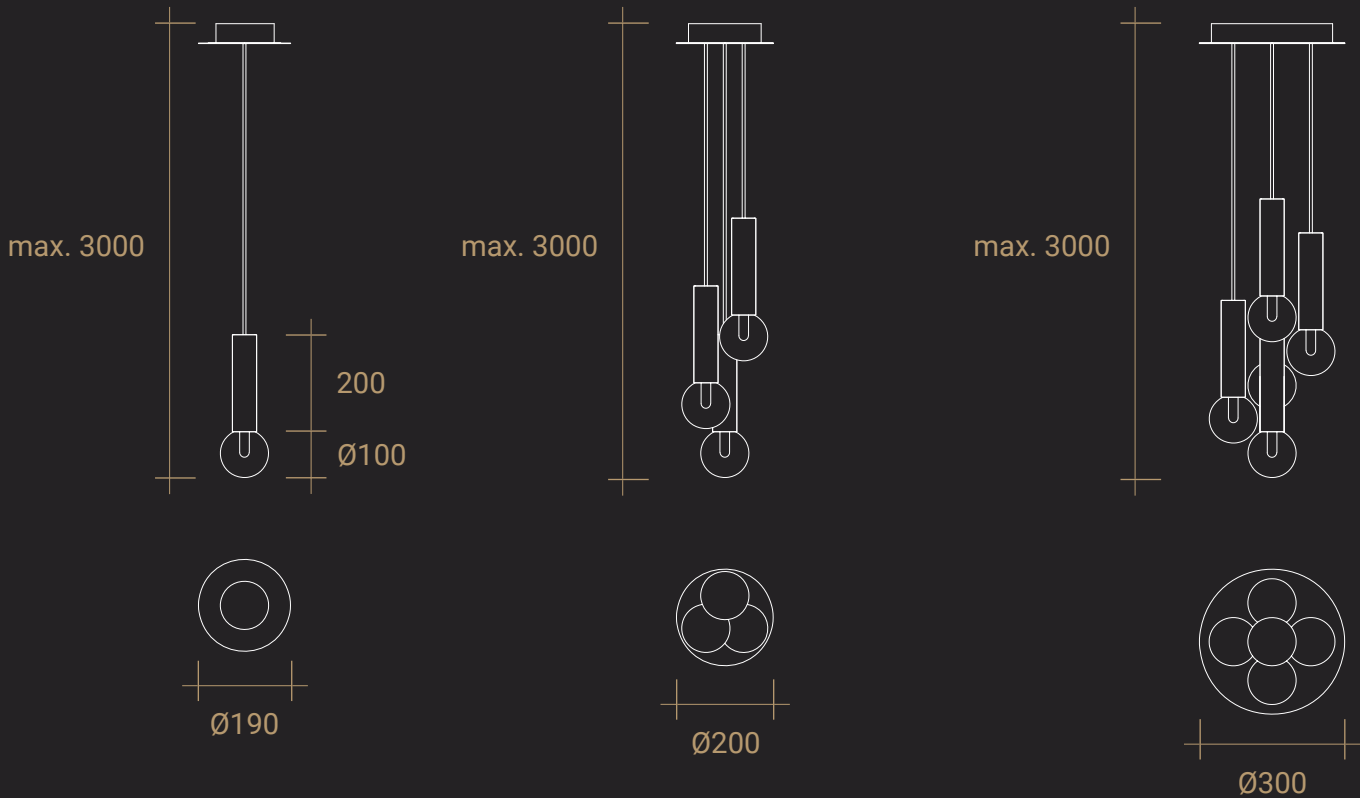
## **GLOBE** PENDANT

Celestial spheres of light.

**GLOBE PENDANT (1, 3 & 5)**



**GLOBE PENDANT (1, 3 & 5)**



**GLOBE PENDANT DIMENSIONS**

Ø100 x 200mm tube

**LED**

Fully replaceable Vossloh LED module

**DRIVER**

Remote Vossloh driver

**MOUNTING**

- 1 - Ceiling canopy with Ø120 footprint
- 3 - Ceiling canopy with Ø150 footprint
- 5 - Ceiling canopy with Ø250 footprint

**DIMMING**

On request - DALI / Phase

**LEAD TIME ESTIMATE**

4 - 6 weeks


Dependent on finish and quantity

**NOTES**

- Adjustable heights = multitude of installation configurations
- Impact proof, solid machined acrylic globe diffuser
- Replace LED module only, globe diffuser lasts for life of product
- Custom finishes available on request

**CONTACT**

**Artefact Industries**  
[artefact@artefactindustries.com](mailto:artefact@artefactindustries.com)  
**+61 3 7018 3517**


**GLB-154**  
**GLB-158**  
**GLB-162**
**GLB-155**  
**GLB-159**  
**GLB-163**
**GLB-156**  
**GLB-160**  
**GLB-164**
**GLB-157**  
**GLB-161**  
**GLB-165**

CODE	FINISH	TYPE	SUSPENSION
GLB-154	SHOJI WHITE SATIN	1 - SINGLE GLOBE*	BLACK OR WHITE FLEX. 3000MM L (PER GLOBE)
GLB-155	GLOSS BLACK		BLACK OR WHITE CEILING CANOPY
GLB-156	SOLID BRASS - BRUSHED & CLEAR COAT		CANOPY COVER PLATE IN FINISH TO MATCH GLOBE PENDANT
GLB-157	SOLID COPPER - PATINA		
GLB-158	SHOJI WHITE SATIN	3 - THREE GLOBES*	NOTE - EACH FLEX SUSPENSION IS ADJUSTABLE DURING INSTALLATION UP TO A LENGTH OF 3000mm
GLB-159	GLOSS BLACK		
GLB-160	SOLID BRASS - BRUSHED & CLEAR COAT		
GLB-161	SOLID COPPER - PATINA		
GLB-162	SHOJI WHITE SATIN	5 - FIVE GLOBES*	
GLB-163	GLOSS BLACK		
GLB-164	SOLID BRASS - BRUSHED & CLEAR COAT		
GLB-165	SOLID COPPER - PATINA		

\* Nominate clear, frosted or mixed finish globes when ordering

## SPECIFICATIONS

OPTION	POWER	LUMINOUS FLUX
1 - single	1W	130lm*
3 - cluster	3W	390lm*
5 - cluster	5W	650lm*

\* Measured at 3000lm, at source

## SPECIFICATIONS

CT	CRI	INPUT VOLTAGE	LIFE	IP RATING
3000K	80+	12V / 350mA (Remote driver)	50,000hrs L70/B50	IP20
4500K				

## DOWNLOADS

- [!\[\]\(8355073e142dc50a1ca12e74a2b70822\_img.jpg\) Tiny LED Module Data Sheet](#)
- [!\[\]\(a4fc743cb7fd53b993f4a3d25401683e\_img.jpg\) Artefact Environmental Impact Statement](#)